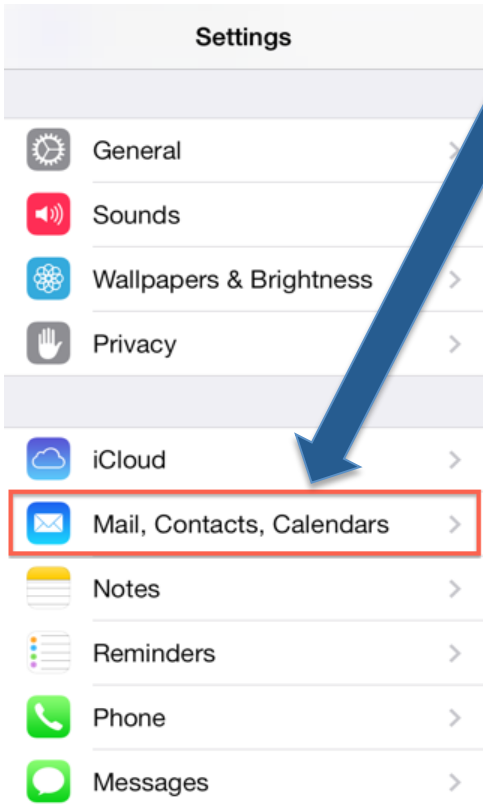


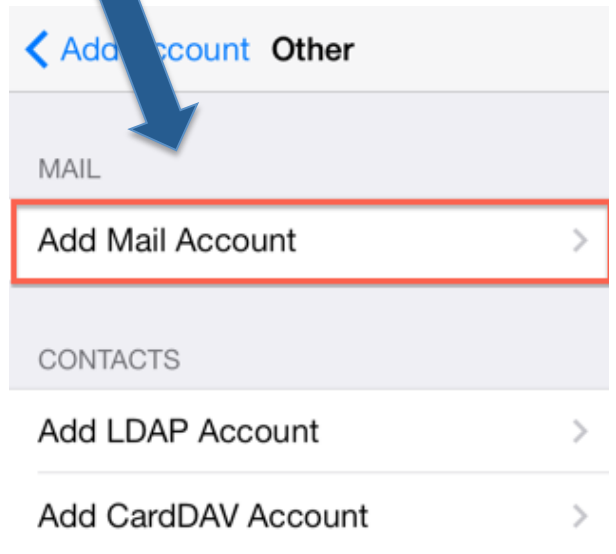


How to configure your Apple device for Hamilton-Franklin Realty Email


1. Tap **Settings**
2. Tap **Mail, Contacts, Calendars**



3. Add Mail Account

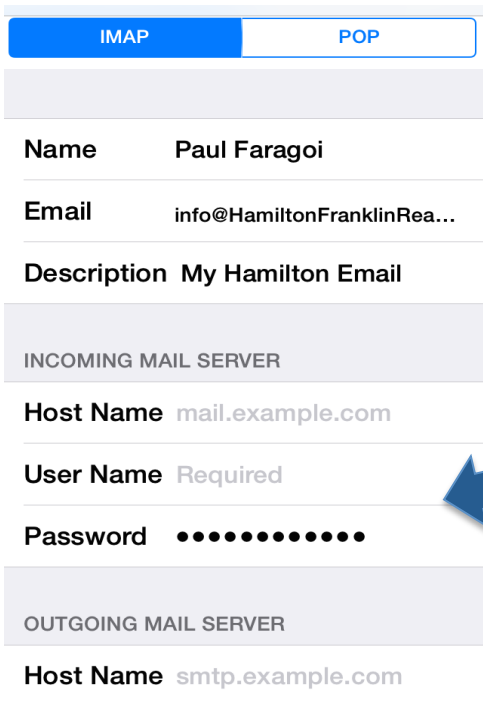
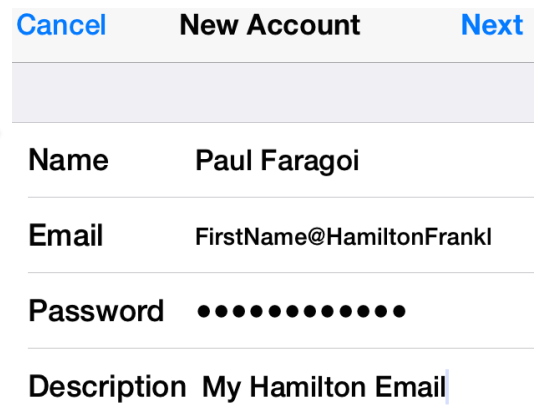


4. Choose **Other**



5. Add Your Information

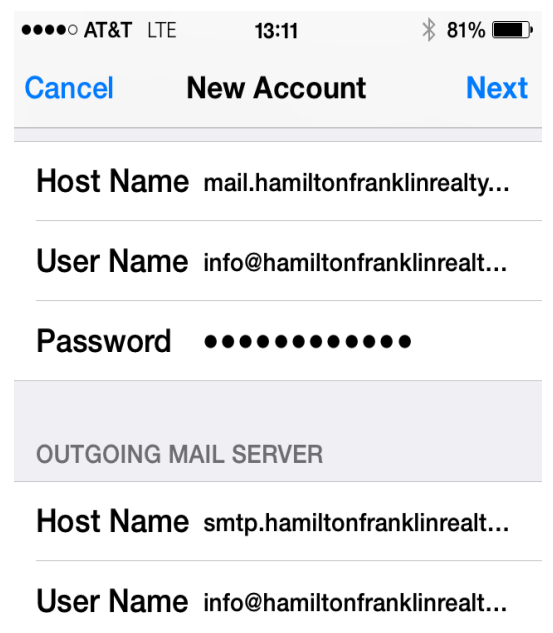
1. Enter your Name
2. Enter your email address: YOURNAME@HamiltonFranklinRealty.com
3. Enter the password of "Hamilton84"
4. Description is what shows up on recipients email.
5. Tap Next



Host Name: mail.HamiltonFranklinRealty.com

User Name: "YOURNAME"@HamiltonFranklinRealty.com

Password: Default Password Is "Hamilton84"



1. Host Name: SMTP.HamiltonFranklinRealty.com
2. User Name: "YOURNAME"@HamiltonFranklinRealty.com
3. Password: Default Password Is "Hamilton84"
4. Tap Next.

